



# 2014

## Point-In-Time

### A Snapshot of Homelessness in

### Oklahoma City

Prepared by the Oklahoma City Planning  
Department - Division of Community Development

# 2014 Point In Time - Participating Organizations

---

The Point in Time (PIT) count helps the City of Oklahoma City and service providers identify the needs of our homeless population and how resources can most effectively be used to help improve their situation. In addition to demographic information, data is collected on special needs, income, veteran status and frequency and length of homelessness.

Although every attempt is made to have the PIT reflect the total number of homeless on a specific date, it is understood that some homeless go uncounted.

The City of Oklahoma City and local homeless service providers partner together to conduct the PIT count and would like to thank all of the volunteers who contribute their time every year. Without the help of these dedicated members of the community, this task could not be completed.

The following organizations contributed to help make the 2014 Point In Time Count a success.

## **The Homeless Alliance**

**City Rescue Mission**

**City Care**

**Oklahoma City Veterans Administration  
Medical Center**

**The Salvation Army**

**OKC Metro Alliance**

**Red Rock Behavioral Health Services**

**Upward Transitions**

**Catholic Charities - Sanctuary Women's  
Development Center**

**Oklahoma Department of Mental Health  
and Substance Abuse Services**

**Sunbeam Family Services**

**Oklahoma Department of Corrections**

**Be the Change**

**Neighborhood Services Organization  
NorthCare**

## **Community Health Centers**

**OKC Metro Transit**

**Hope House OKC**

**Jesus House**

**Heartline 211**

**Mental Health Association - Oklahoma**

**Hope Community Services**

**Grace Rescue Mission**

**United States Department of Housing and  
Urban Development - Oklahoma Field  
Office**

**YWCA of Oklahoma City**

**Oklahoma City Police Department  
Homeless Outreach Unit**

**Oklahoma City Planning Department  
Division of Community Development**

**Oklahoma City Public Schools**

**Oklahoma Department of Human Services**

# In Memory

---

**Cover & at Right:** Billy Ray relaxing in his new apartment with his new prosthetic leg. Billy passed away shortly after this picture was taken but he died with a roof over his head after being on the street for almost a year. Unfortunately, many of Oklahoma City's homeless citizens are not so fortunate and die on the street with no place to call their own. In the past year, this happened to the 13 people listed below. Dying on the street is not peaceful. Two of these people died as a direct result of violence and several others from poor health that was either caused or exacerbated by their living conditions. Given that members of the homeless population experience disproportionately high rates of violence and health problems, it is reasonable to believe that the list below would be shorter if those on it had had a home and regular access to health care.



Patricia Wheeler

Sharon Ingram

Brenda Espinosa

Chastity Dean

Keith Mitchell

Norma Hamilton

David Dailey

Curtis Howell

Jerry Rogers

Lisa Harjo

Gerald Day

Herman Cooper



# Point In Time Count of the Homeless - January 30, 2014

---

Oklahoma City conducted its annual Point in Time count of the homeless on Thursday, January 30, 2014. The intention of this one-day census was to determine the total number of people experiencing homelessness in Oklahoma City and gather information about their characteristics and needs. It should be noted that a one day count is only a snapshot and is not designed to be a complete analysis of the issues surrounding homelessness. It is estimated that a community's annual number is four to five times its one-night census.

## DEFINITIONS:

The following definitions apply to this report

- **Area Median Income (AMI).** When taking into account all of the incomes for the Oklahoma City area, the median income is the amount half way between the highest and lowest income values.
- **Emergency Shelter.** Short-term lodging for people experiencing a housing crisis. Emergency shelters serve as the point of entry into the homeless assistance system by temporarily housing those confronted with an eminent loss of housing or those who are already homeless. Emergency shelters generally have an official length of stay ranging from one to 90 days, depending on the individual program; however, some chronically homeless people manage to live in the emergency shelter environment for years. Most emergency shelters are congregate in nature, but can also include short-term hotel or motel vouchers.
- **Fair Market Rent (FMR).** Gross rent estimates that include shelter rent and the cost of utilities, except telephone. HUD sets FMRs to assure that a sufficient supply of rental housing is available to program participants. To accomplish this objective, FMRs must be both high enough to permit a selection of units and neighborhoods and low enough to serve as many families as possible.
- **Homeless Management Information System (HMIS).** A computerized data collection application designed to capture client-level information on the characteristics and service needs of adults and children experiencing homelessness over time. HMIS is designed to aggregate client-level data to generate an unduplicated count of clients served within a community's system of homeless services. For those included in an unduplicated count, HMIS can provide data on client characteristics and service utilization.
- **Permanent Supportive Housing.** Housing with integrated wrap-around services that is not time limited for persons who are homeless and have a disabling condition. It differs from transitional housing because tenants of supportive housing pay rent and sign leases, and there is no limit for duration of stay. Integrated services vary by the needs of the residents but can include basic healthcare, mental healthcare, support for recovery from addiction, case management, employment services and training.
- **Street Count.** This is a count of people who are homeless, unsheltered and staying outside, in vehicles, encampments or makeshift shelters. Outreach teams staffed by volunteers and service providers perform the street count.
- **Transitional Housing.** Time-limited temporary housing and services for persons who have multiple barriers to obtaining housing and employment. This type of housing, as defined by HUD, can be for up to 2 years and the living arrangements are usually similar to permanent housing. With assistance, people in transitional housing work to resolve their housing issues. Once residents are stabilized, Transitional housing providers are expected to help them locate permanent housing.



A man with his puppy at a camp in OKC.

# Methods

The Point In Time Planning Committee is responsible for organizing the count every year. This process entails locating counting sites, recruiting volunteers, developing survey instruments, entering survey data, locating and distributing incentives and reporting results. Members of this committee include representation from Oklahoma City government, the Coalition to End Poverty, as well as the Homeless Alliance and other community providers. Planning begins several months prior to the count and concludes with the release of the PIT annual report later in the year.



**A woman holds up the only photo she has of her deceased daughter in her camp in OKC.**

The US Department of Housing and Urban Development (HUD) requires communities to conduct the Point in Time counts on a day in the last week of January every other year, so it can collect national data that is used to calculate funding for housing and supportive services. Oklahoma City has opted to conduct the count annually.

In 2014, the count had several components including standardized survey forms that were used to collect information from people found living on the streets, at meal sites or in locations that do not participate in the community's Homeless Management Information System (HMIS). HMIS was employed to collect information for the 24-hour period from agencies that enter data about people who are homeless. The survey instruments were designed to mirror the HMIS data elements so that the count would be more accurate.

Information from the surveys was entered into a database and subsequently merged with HMIS data. Duplicates were identified electronically and then reviewed by members of the Data Committee to check for data quality.

The Homeless Alliance was the location for real-time data entry of the surveys. Guided by the HMIS administrator from the Homeless Alliance, community volunteers assisted with entering the information from the surveys into an online database. Entering the information on the same day allows for easily checking for duplication and reviewing preliminary numbers within a matter of days instead of weeks or months as in past counts.

Increased efforts were made to identify and count unsheltered homeless persons. Be The Change, Inc. began the Coordinated Street Outreach Project in March, 2011. Prior to this, Oklahoma City has never had a coordinated effort to identify and serve street homeless. More than 20 agencies support coordinated street outreach and participate in various capacities. Be The Change designed the program to provide meaningful and repeated contact with the homeless. The efforts and coordination have been successful and record keeping through HMIS has detailed all contacts made.

The data collected from the expanded count of street homeless will be used to provide coordinated follow-up services including referrals to housing and service providers for persons needing long-term support.

# Locations

**Emergency Shelter Count:** Currently the three largest emergency shelters, City Rescue Mission, Salvation Army, and Grace Rescue Mission, enter information about the daily usage of emergency shelter beds into HMIS. This totals approximately 70% of the number of shelter beds available. In shelters that do not participate in HMIS, surveys were conducted or volunteers directly interviewed the residents of the shelter.

**Transitional Housing Count:** HMIS was used to collect data from transitional housing providers who participate in HMIS. For agencies not using HMIS, transitional housing staff completed computer based survey forms and returned the data to the PIT committee. This data was counted separately and then aggregated to determine total counts after eliminating duplication.

**Meal Site Count:** On January 30, volunteers visited sites where free meals were served to the public throughout the day. The meal site count was focused on identifying and interviewing people who were homeless but not planning to stay in one of Oklahoma City's homeless shelters that night.

**Street Count:** Prior to the count, a list of locations where homeless people were known to sleep was identified. Teams of trained outreach workers visited these locations to engage homeless individuals.

**Day Shelter Count:** Volunteers visited the city's largest day shelter on the Westtown Homeless Resource Campus and conducted surveys throughout the day.



**A man stands outside the entrance to the Salvation Army Men's Lodge in OKC.**



**Sergeants Garst and Camacho of the Oklahoma City Police Department Homeless Outreach Unit.**

## OKCPD HOMELESS OUTREACH TEAM

This year members of the Oklahoma City Police Department started the OKCPD Homeless Outreach Team. Previously, homeless individuals were often arrested and/or fined for minor offenses. While this still may happen in some cases, the Outreach Team works with local service providers to try to connect people to services instead. On a weekly basis, members of the team visit homeless camps throughout the city and meet with the residents staying there. During the City's registry week, officers from the team, worked with volunteers and service providers to help them locate homeless individuals and families staying in locations that had previously not been identified. If not for the the assistance of the outreach team, the outcomes attained during registry week would have been significantly lower.



# Total Homeless

## definition

- An individual or family who lack a fixed, regular, and adequate nighttime residence.
- An individual or family who will imminently lose their primary nighttime residence.
- An individual or family who is fleeing domestic violence and has no other residence or the resources and support networks to secure one.

Oklahoma City uses the information from the Point in Time count to identify possible trends in homelessness as well as the necessary resources to combat the problems that lead to homelessness. In 2014, the total number of homeless increased by 8% over the previous year. This increase was specific to the population living in emergency shelters. The number of individuals who are unsheltered or living in transitional housing decreased from 2013. The fluctuation in the total number of homeless individuals and families from year to year is a result of many factors including weather conditions on the day of the count and improvements in counting methods.

## Total Count 2010 - 2014

YEAR	SHELTER	TRANSITIONAL HOUSING	UNSHELTERED	TOTAL
2010	630	226	225	1,081
2011	634	258	329	1,221
2012	630	312	361	1,303
2013	820	249	293	1,362
2014	1,029	194	258	1,481

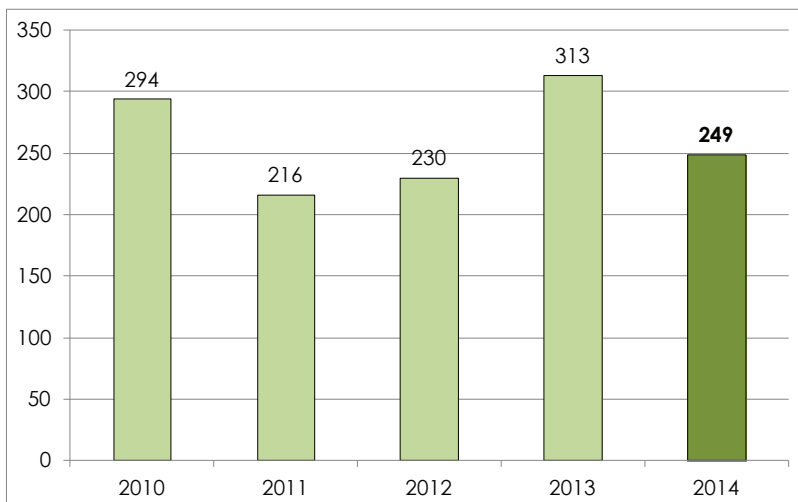
# Chronically Homeless

The chronically homeless currently make up approximately 17% of the homeless population of Oklahoma City, a 20% decrease over the previous year. In 2013, the community joined the national 100,000 Homes campaign which is an effort to house the most medically-vulnerable chronic homeless people living on the street. In the first year, more than 200 people were housed due to the coordinated efforts of the 40 participating nonprofit, government and faith-based organizations.

## definition

An unaccompanied homeless individual with a disabling condition, or a family with at least one adult or child member who has a disabling condition, who has either been continuously homeless for a year or more or has had at least four episodes of homelessness in the past three years.

- Of the 249 chronically homeless individuals counted in 2014, 74 or 29% were staying in an unsheltered environment, a reduction of 40% from 2013.
- The total number of chronically homeless families decreased by 42% from the previous year.

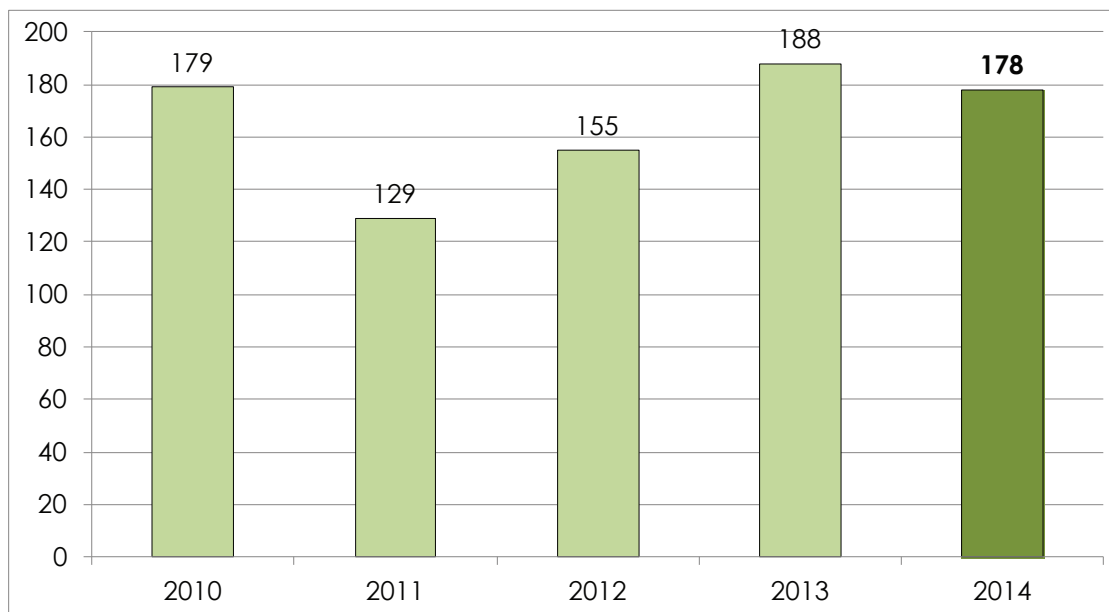


# Veterans

The total number of homeless veterans decreased slightly from 188 in 2013 to 178 in 2014. To combat the problem of veteran homelessness, local housing providers work in partnership with HUD and the Veteran's Administration to administer the Veteran's Affairs Supportive Housing Program (VASH). Through this program, eligible participants are provided with case management and support services as well as housing vouchers. These vouchers typically allow recipients to dedicate less than 30% of their income to rental costs.

## definition

A person who has served on active duty in the Armed Forces of the United States. This does not include inactive military reserves or National Guard unless the person was called to active duty.



- Veterans make up approximately 12% of Oklahoma City's homeless population and 10% of the homeless population nationally.
- As of June 2014, the Oklahoma City Housing Authority and Veteran's Administration have the resources to administer 225 VASH Vouchers to house homeless veterans

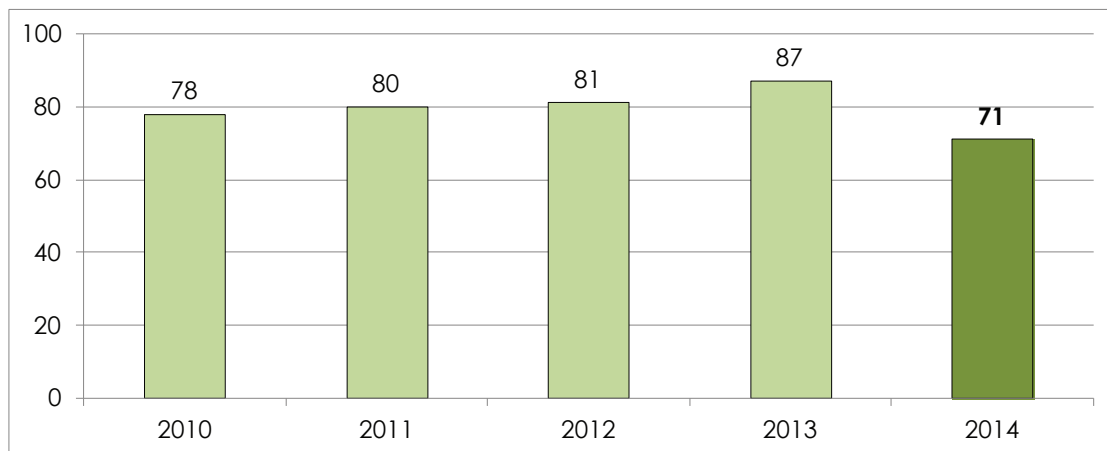
# Families

From 2004 to 2009, families with children were the fastest growing subpopulation of the homeless. Oklahoma City has focused their efforts to decrease this subpopulation through the Emergency Solutions Grant and Supportive Housing Program. The efforts made through these targeted initiatives have had a significant impact on this population.

## definition

Homeless household living with at least one child under the age of 18.

- Individuals within a homeless family currently make up 14% of the total homeless population in OKC.
- In 2014, there were 71 homeless families with children for a total of 215 people in a homeless family. This brings the average household size to three people per homeless family.



\*Chart indicates number of households, not individuals.



# Special Needs

## definition

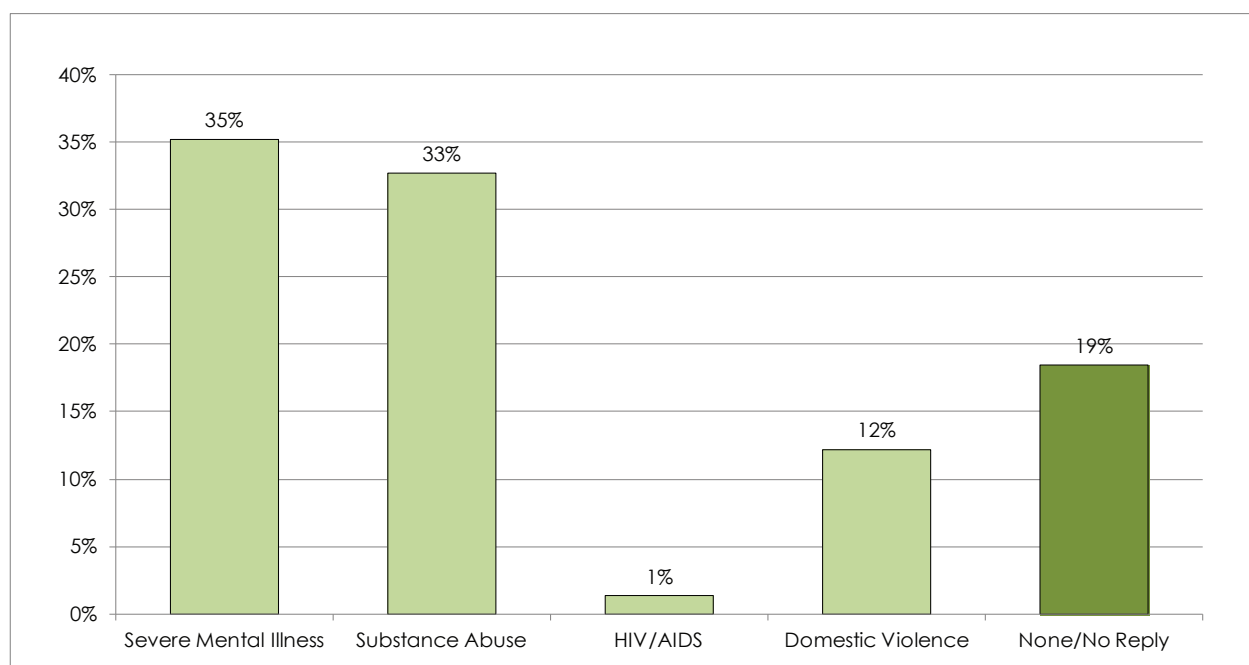
A person living in an emergency shelter, transitional housing, or a place not intended for human habitation who has one or more disabling conditions.

A special needs individual is defined as a person suffering from mental illness, substance abuse or addiction, HIV/AIDS or having been a victim of domestic violence. As of 2011, unaccompanied minors were also added to this category. Oklahoma City and community agencies have had to make a more concerted effort to locate minors as they often do not want to be found. Homeless children, living on their own or in families, typically experience a greater number of health and emotional problems as well as lower academic performance than their housed peers.

## Special Needs Total Count, 2010 - 2014

SPECIAL NEEDS	2010	2011	2012	2013	2014
Severe Mental Illness	261	235	304	502	522
Substance Abuse	356	519	473	571	484
HIV/AIDS	17	20	21	25	20
Domestic Violence	53	97	202	168	181
Unaccompanied Youth (Under 18)	0	10	21	7	0

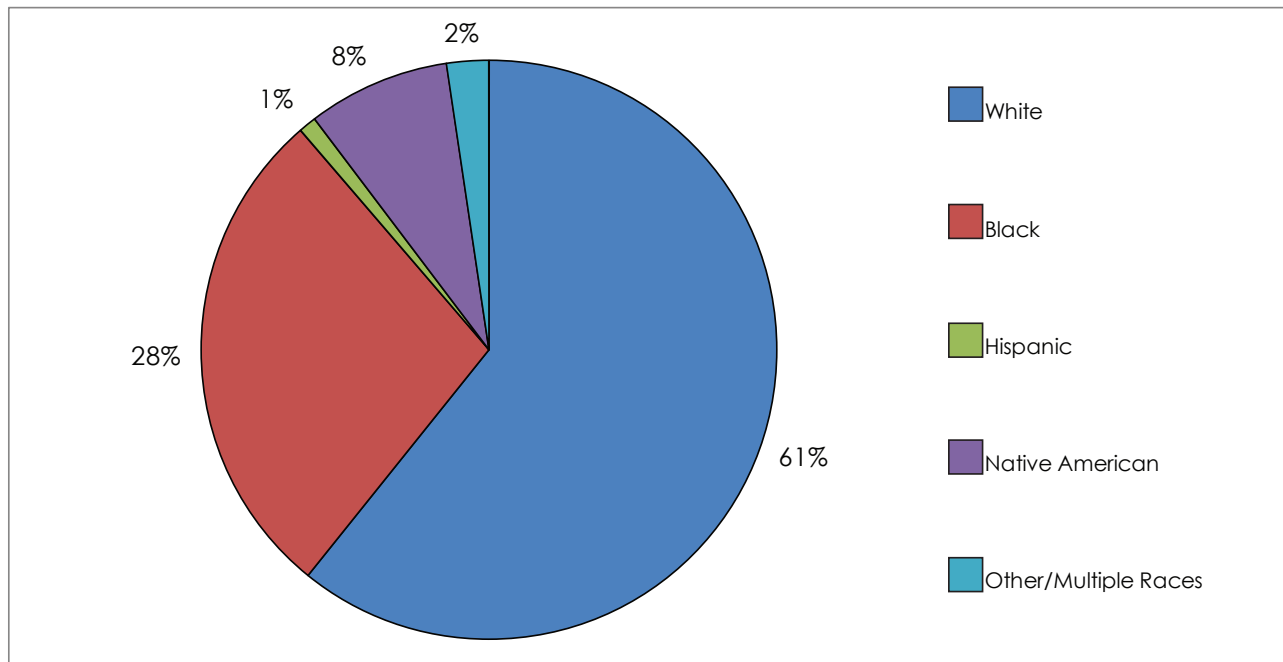
## Special Needs as Percent of Total Homeless Population



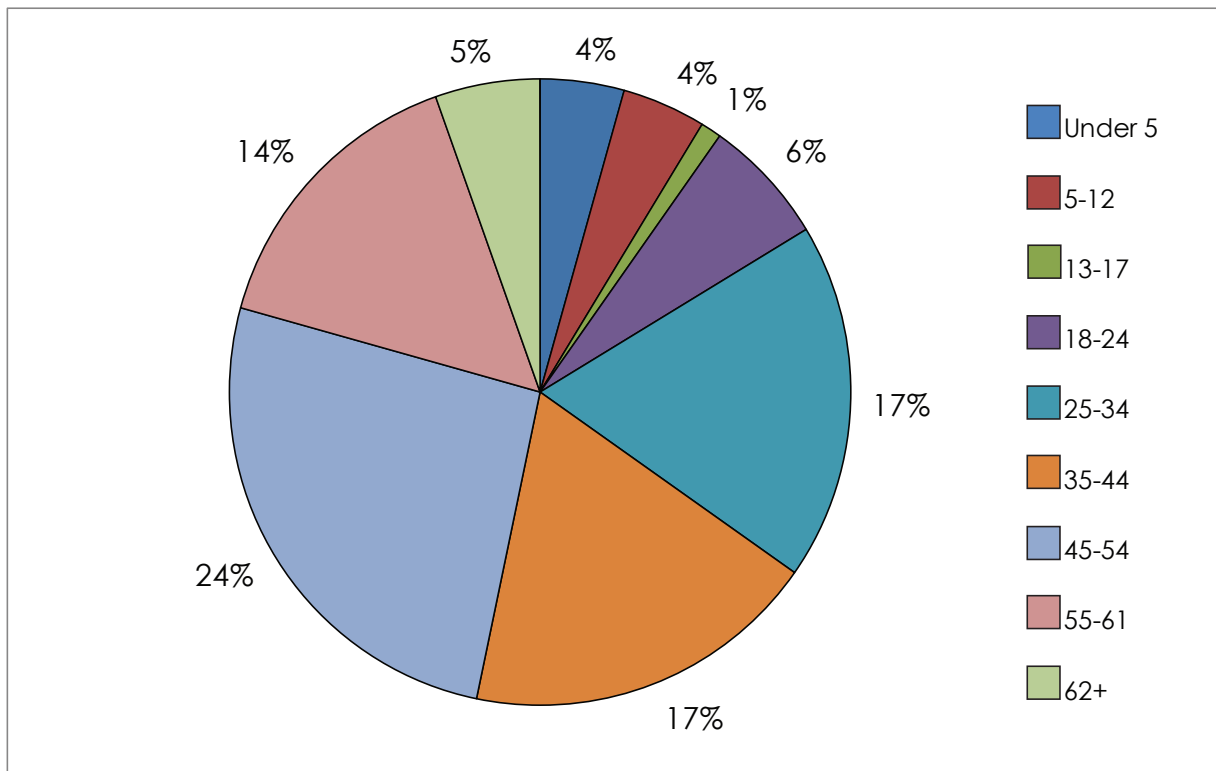
- While it would appear that 81% of all individuals surveyed reported they had a disabling condition, this number is actually lower. Many people reported having more than one condition and so are included in more than one category.
- Individuals reporting substance abuse problems decreased from 41% in 2013 to 33% in 2014.
- For the first time since 2009, mental illness surpassed substance abuse as the highest reported special need.
- Many unaccompanied minors make an effort to avoid contact with service providers and none were identified the day of the 2014 count. Additional efforts are being made by service providers and outreach workers to identify and survey this subpopulation.

# Race/Ethnicity

While the number of respondents identifying as white or African American increased from 2013 to 2014, most other groups showed either moderate to no increase or a reduction. Only 2 respondents identified as Asian this year which is under 1% of the total homeless population.



## Age



Though the overall number of individuals in each age category may fluctuate from year to year, the percentage that each group makes up of the overall total population typically remains fairly stable. 2014 was no different as individuals ages 45-54 continued to make up the largest age group with 355 respondents.



# REGISTRY WEEK

Oklahoma City joined the national 100,000 Homes campaign in 2013 as part of an effort to house the city's most medically vulnerable chronically homeless individuals and families. As the first step of this initiative, a registry week was conducted along with the Point In Time count during the coldest week of January in 2013. For three days teams of local service providers assisted by over 100 volunteers and the Oklahoma City Police Department visited homeless camps across the city starting at 4am. The purpose of these visits was to locate as many members of Oklahoma City's chronically homeless population as possible and prioritize them for housing using a housing first approach.

Housing prioritization was determined by identifying the individuals that were the most vulnerable and thus most likely to die soon if they remained on the street. To accomplish this, teams surveyed everyone they found using the Vulnerability Index (VI) tool. The VI was developed by Boston's Healthcare for the Homeless using research that identified the primary health issues that put homeless individuals most at risk of dying. The VI inventories and scores these conditions for every person surveyed. A higher score on the index indicates a greater vulnerability and the most immediate need for housing.

By the end of Registry Week, teams had located and interviewed over 376 chronically homeless individuals. The goal was to house at least 7 of these people per month for a total of 84 by the end of the year. During this time, providers instead housed over 200 individuals with a 98% retention rate.

After the success of the first Registry Week, it was decided to conduct a second one in 2014 from May 19th to the 23rd. This year teams used an even more detailed tool called the Vulnerability Index - Service Prioritization Decision Assistance Tool (VI-SPDAT) and surveyed 322 people, of which 260 were determined to be chronically homeless. The following tables show the results of those surveys.

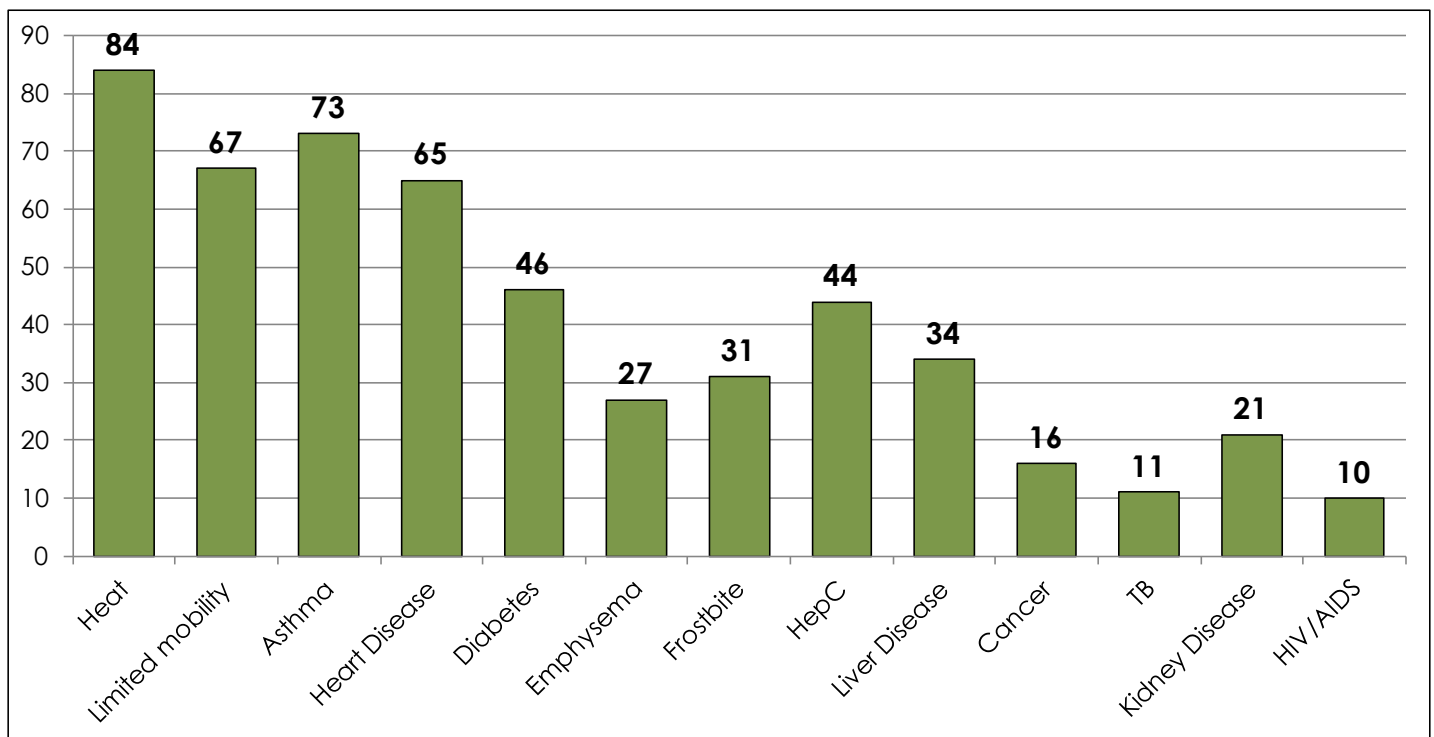


# Registry Week Totals

	2013	2014
Total Surveyed	383	322
<b>Chronic</b>	<b>376</b>	<b>260</b>
Ave. Age	46.6	45.4
Vets	70	52
Male	292	251
Female	91	69

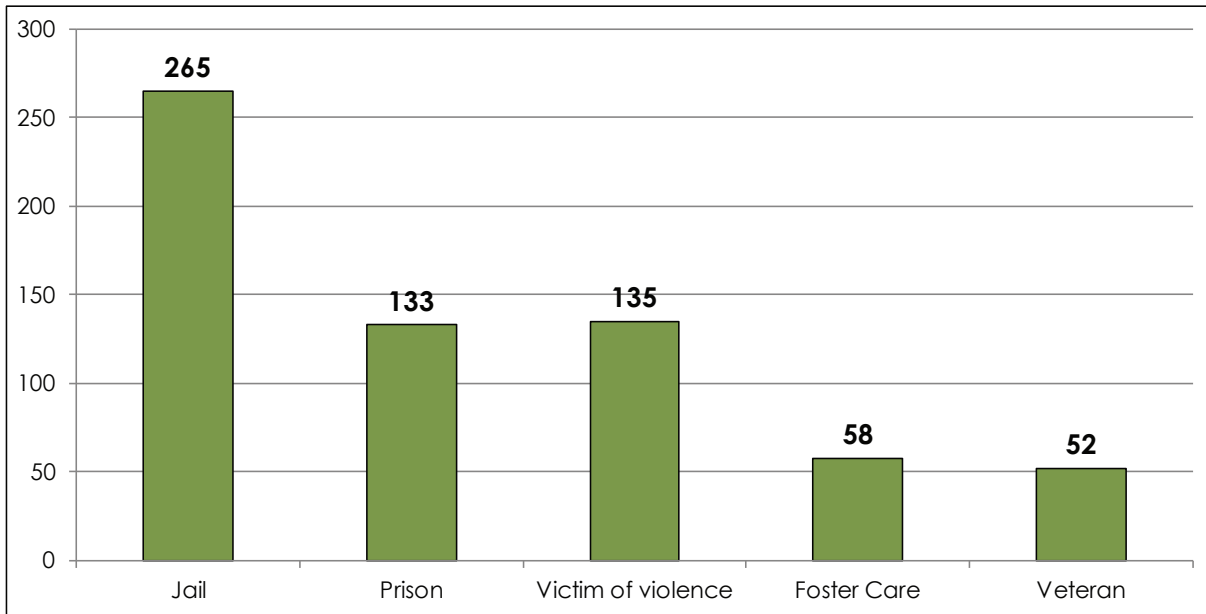
While the total number of individuals surveyed during the 2014 Registry Week dropped slightly from the previous year, the number of those individuals that could be considered chronically homeless dropped much more significantly. The efforts of local service providers to move these individuals off of the street and into housing is undeniably one of the key factors that led to this reduction. Once a person is housed, they are provided with case management services to help sustain that housing. While the chronically homeless are the emphasis of this effort, the following data represents the findings of all 322 surveys conducted.

## Health /Medical Issues



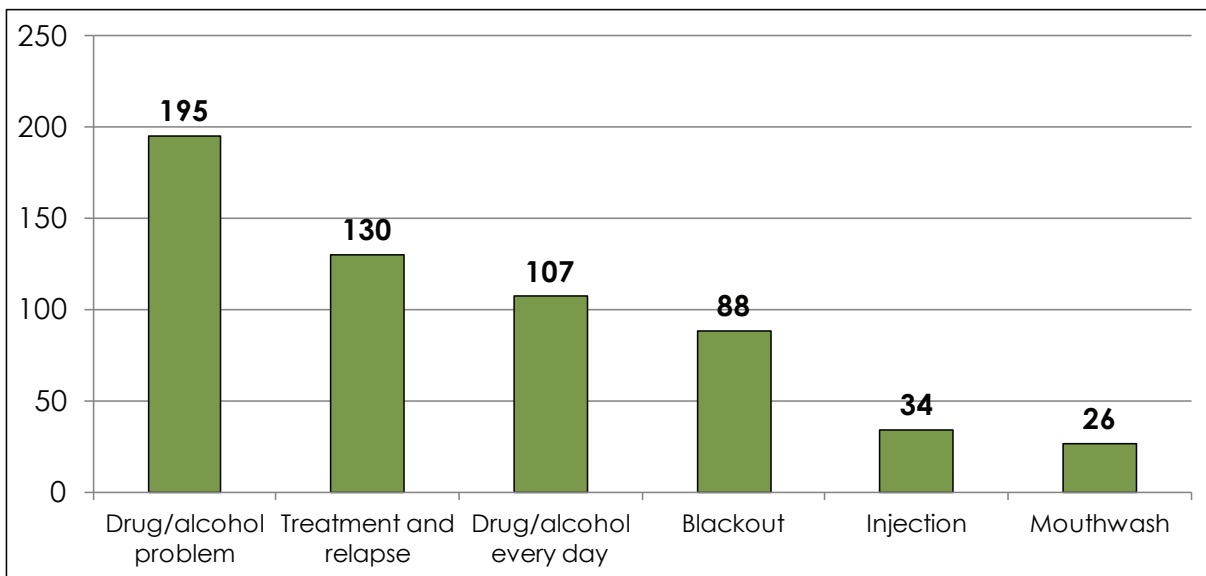
Both the VI and the VI-SPDAT take an extensive inventory of the health concerns of the person being interviewed. While it is not required for anyone to answer any of these questions, the majority interviewed during Registry Week did. Given Oklahoma's harsh summertime temperatures, it is not surprising that most respondents said they had experienced heat stroke or other heat related issues.

# Personal History



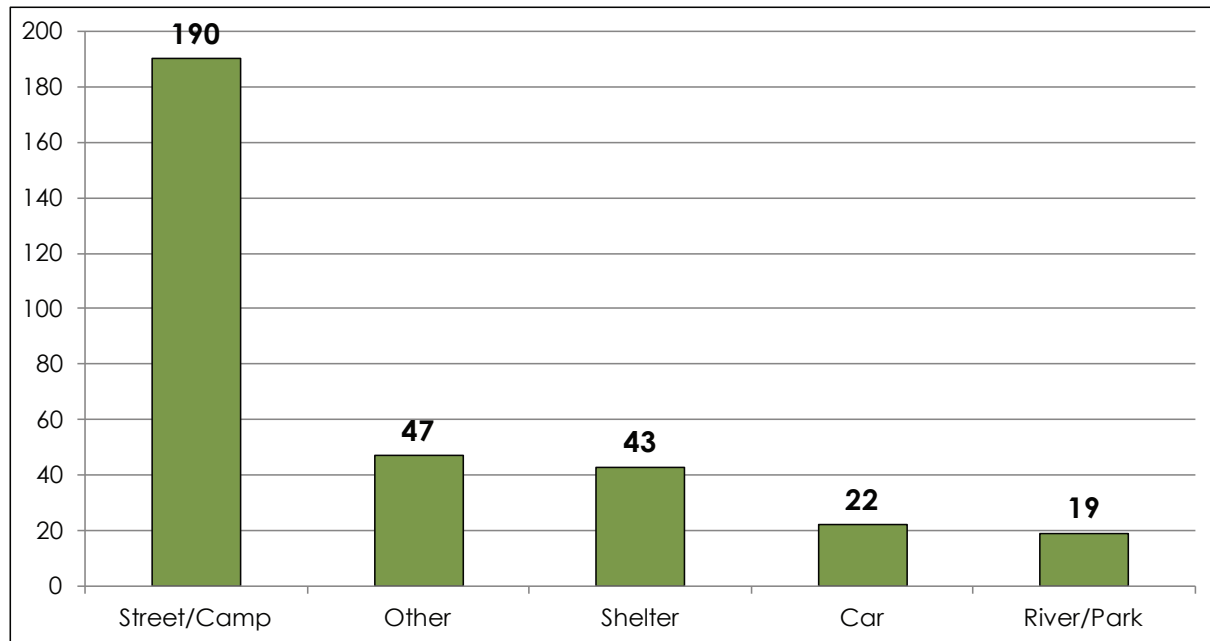
Many Individuals interviewed had been victims of violence on at least one occasion during their life on the street. The VI-SPDAT took this into account as part of their score along with the debilitating conditions that some had developed as a result of these episodes. Additionally, the overwhelming majority had had experiences with the police and been jailed in the past, most on multiple occasions. The Oklahoma City Police Department now has a Homeless Outreach Team that tries to reduce these occurrences by attempting to connect homeless individuals with services. Members of the team participated in Registry Week and led volunteers and service providers to many camps that had not previously been identified.

# Substance Abuse/Addiction



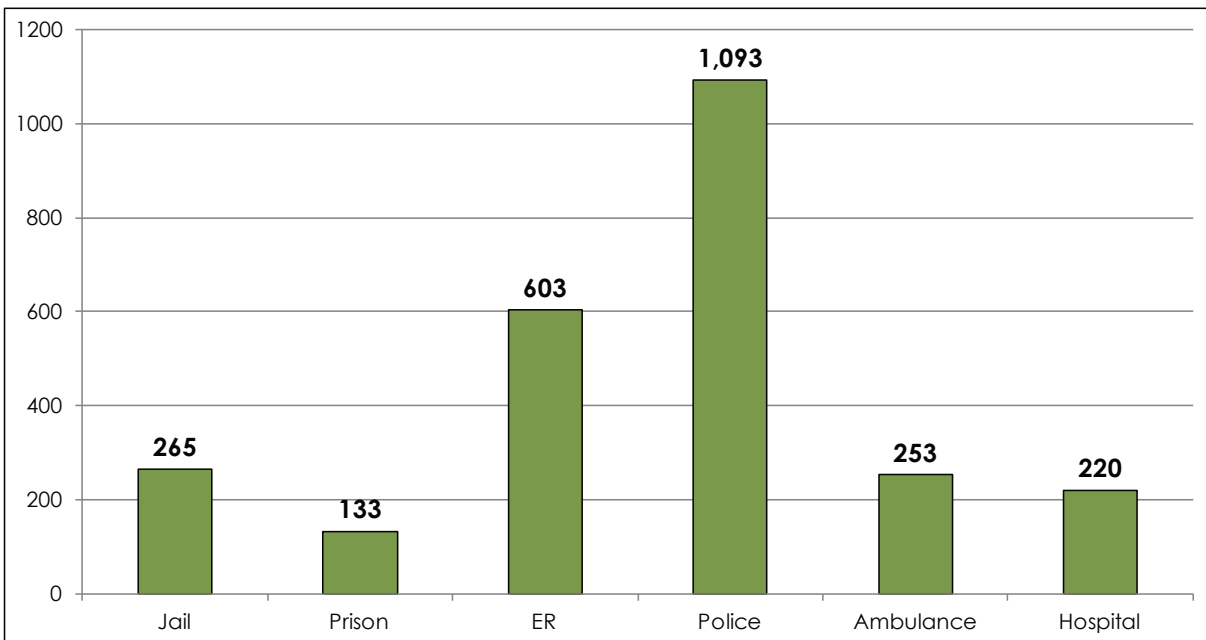
The difficulty of climbing out of chronic homelessness is often compounded by drug or alcohol addiction. Many people that were surveyed stated that they used substances every day and sometimes to the point of blacking out. Several stated that they had resorted to drinking mouthwash or other alcohol containing substances when they were unable to purchase forms intended for consumption.

# Sleeping Location



When asked where they slept most frequently, the majority of individuals indicated an outdoor location. This being the case, it is not surprising that heat related health issues were the most reported. Sleeping in this environment can exacerbate other health issues as well as lead to more ambulance and hospital visits or even death.

# Public Service Utilization



While chronically homeless individuals make up only a small portion of the overall homeless population, they tend to utilize the most public services. A 2010 Cost of Homelessness study conducted by the City found that one chronically homeless man cost more than \$160,000 in emergency room and hospital visits, EMSA transports and jail and police interactions in one year. Studies in other communities have found that housing the chronically homeless using a housing first model has not only improved the quality of life of those housed but also reduced public costs significantly.



# Summary and Strategies

Oklahoma City uses the information obtained from the annual Point in Time count to quantify and prioritize housing and service needs of homeless persons. Simultaneously, Oklahoma City also completes a Housing Inventory Chart that details the number of units and beds available in emergency shelters, transitional housing and permanent supportive housing.

The Housing Inventory Chart highlighted the need for additional units of permanent housing by showing the number of units/beds utilized exceeded 100% on the day of the count while the utilization rate for emergency shelter was 86%.

This snapshot also allows Oklahoma City to track trends and information concerning subpopulations to better assess our community needs for housing. The Cost of Homelessness Study conducted by the City in 2010 reinforced the cost effectiveness of permanent supportive housing by pointing out that it costs 20% less to provide permanent supportive housing to people who are homeless with disabilities than to house them in emergency shelter.

With the findings of the Cost of Homelessness Study in mind, the Oklahoma City Continuum of Care (CoC) joined the 100,000 Homes Campaign in 2013 and began moving the most medically frail, chronically homeless individuals directly from the street into housing. Since that time, over 200 were housed and the OKC CoC continues to strive to add new units of permanent supportive housing every year so that it can continue towards the goal of ending chronic homelessness.

Additionally, for several years local agencies have successfully used Emergency Solutions Grant funds to rapidly re-house newly homeless individuals and families or prevent them from becoming homeless in the first place. After initial assistance, a case manager works with each person or family that receives assistance to help them stabilize their housing situation and, hopefully, not have to need assistance again in the future. Last year, ESG funding was used to assist over 2,000 people.



A homeless man heads to work on his bike near Midtown Oklahoma City.

# Summary and Strategies

<b>Emergency Shelter</b>				
Organization	Program	Year Round Beds	PIT Count	Utilization Rate
Birth Choice	Rose Home	17	19	112%
City Rescue Mission	City Rescue Mission	640	550	86%
Grace Rescue Mission	Grace Rescue	80	82	103%
Jesus House	Jesus House	87	97	111%
OKC Metro Alliance	First Step for Women	52	52	100%
OKC Metro Alliance	First Step for Men	70	70	100%
Phoenix House	Phoenix House	5	4	80%
Red Rock Behavioral Health Services	Park View	6	5	83%
Salvation Army	Families	74	28	38%
Salvation Army	Men	44	42	95%
Sunbeam	Elder Shelter	10	10	100%
Oklahoma Veteran's Affairs	HCHV/EH-Serenity Recovery Outreach Community	5	9	180%
Wonderfully Made	Wonderfully Made	22	20	91%
Youth Services	Family Junction	18	15	83%
*YWCA	Passageways	67	36	54%
	<b>Total 2014</b>	1197	1039	87%
	Total 2013	1129	819	73%
	Change from Previous Year	68	220	

<b>Transitional Housing</b>				
Organization	Program	Year Round Beds	PIT Count	Utilization Rate
Catholic Charities	Transitional Housing	26	12	46%
City Care Inc.	Pershing Center	60	60	100%
Hope House OKC	HopeHouse	13	13	100%
Neighborhood Services Organization	Carolyn Williams	6	3	50%
Neighborhood Services Organization	Gatewood	8	8	100%
Neighborhood Services Organization	Martha's House	28	24	86%
Phoenix House	Phoenix House	18	13	72%
RAIN OK	Bungalows	7	5	71%
Red Rock Behavioral Health Services	Parkview Apartments	26	22	85%
Oklahoma Veteran's Affairs	Friendship House	20	18	90%
Winds House	Winds House	13	8	62%
*YWCA	YES!	23	8	35%
	<b>Total 2014</b>	248	194	78%
	Total 2013	277	250	90%
	Change from Previous Year	-29	-56	

# Summary and Strategies

## Permanent Supportive Housing

Organization	Program	Year Round Beds	PIT Count	Utilization Rate
City Care Inc.	Westlawn Gardens	36	45	125%
City Rescue Mission	CRM Supportive Housing	56	94	168%
City Rescue Mission	CRM Individuals	10	10	100%
City Rescue Mission	CRM PSH 2	13	12	92%
Community Enhancement Corporation	CEC-302	28	23	82%
Community Enhancement Corporation	CEC-602	12	13	108%
Community Enhancement Corporation	CEC-702	24	30	125%
Homeless Alliance Inc	Building Foundations for Families	70	47	67%
HOPE Community Services	Hope Housing Plus	15	27	180%
HOPE Community Services	Hope Chronic 32	32	42	131%
HOPE Community Services	Hope Partners in Housing	25	44	176%
HOPE Community Services	Hope Shelter Plus Care 8	8	9	113%
HOPE Community Services	Shelter Plus Care Families 2	4	4	100%
HOPE Community Services	Shelter Plus Care 39	43	51	119%
Neighborhood Services Organization	Palo Duro (all locations)	35	28	80%
Neighborhood Services Organization	NSO PSH Program-Men	5	9	180%
Neighborhood Services Organization	NSO PSH Program-Women	6	8	133%
OCHA	100K HOMES	55	55	100%
OKC Metro Alliance	Firststep Housing Program	5	4	80%
Red Rock Behavioral Health Services	The Lodges	16	17	106%
Red Rock Behavioral Health Services	Parkside	12	10	83%
*Oklahoma Veterans Affairs	Vouchers for Homeless Veterans	145	171	118%
	<b>Total 2014</b>	655	753	115%
	Total 2013	578	650	112%
	Change from Previous Year	77	103	

\* The VASH program is not required to enter into HMIS. Data is collected and aggregated with supportive housing programs.

\* Persons living in permanent supportive housing are not considered homeless and are not included in the total count numbers.

\* Client level data regarding victims of domestic violence is de-identified before aggregate reporting.



# Local Resources

---

If you are in need of assistance, please call **Heartline** by dialing **2-1-1**. They will take your information and refer you to one of the service providers listed below.

## Local Service Providers:

City Care  
[citycareinc.org/](http://citycareinc.org/)

City Rescue Mission  
[cityrescue.org/](http://cityrescue.org/)

The Homeless Alliance  
[www.homelessalliance.org/](http://www.homelessalliance.org/)

Hope Community Services  
[www.hopecsi.org/](http://www.hopecsi.org/)

Upward Transitions  
[www.upwardtransitions.org/](http://www.upwardtransitions.org/)

Neighborhood Services Organization  
[nsookc.org/](http://nsookc.org/)

OKC Metro Alliance  
[okcmetroalliance.com/](http://okcmetroalliance.com/)

Red Rock Behavioral Health  
[www.red-rock.com/](http://www.red-rock.com/)

YWCA  
[www.ywcaokc.org/](http://www.ywcaokc.org/)

Oklahoma AIDS Care Fund  
[okaidscafund.com/](http://okaidscafund.com/)

Grace Rescue Mission  
(405) 232-5756

Salvation Army of Central Oklahoma  
[salvationarmyokcac.org/](http://salvationarmyokcac.org/)

Sunbeam Family Services  
[sunbeamfamilyservices.org/](http://sunbeamfamilyservices.org/)

Latino Community Development Agency  
[lcdaok.com/](http://lcdaok.com/)

# Local Resources

---

If you are in need of assistance, please call **Heartline** by dialing **2-1-1**. They will take your information and refer you to one of the service providers listed below.

## Local Service Providers:

Phoenix House  
(405) 525-0201

RAIN OK  
[rainoklahoma.publishpath.com/](http://rainoklahoma.publishpath.com/)

Oklahoma Veteran's Affairs  
[www.ok.gov/odva/](http://www.ok.gov/odva/)

Winds House  
[www.windshouseokc.org/](http://www.windshouseokc.org/)

Catholic Charities  
[www.catholiccharitiesok.org/](http://www.catholiccharitiesok.org/)

Jesus House  
[www.jesushouseokc.org/](http://www.jesushouseokc.org/)

Youth Services of Oklahoma County  
[ysoc3.publishpath.com/](http://ysoc3.publishpath.com/)

The Wonderfully Made Foundation  
[www.thewonderfullymadefoundation.com/](http://www.thewonderfullymadefoundation.com/)

# Sources

---

Allen, Silas. "Oklahoma City Police's New Homeless Outreach Team Represents A New Approach to Homelessness." The Daily Oklahoman. March 30, 2014.

Denver Housing First Collaborative Cost Benefit Analysis & Program Outcomes Report. Colorado Coalition for the Homeless. 2006.

Guerin, Paul. "City of Albuquerque Housing First Cost Study Final Report." Institute for Social Research, University of New Mexico. 2011.

Hart-Shegos, Ellen. "Homelessness And Its Effects On Children." Prepared for the Family Housing Fund by Hart-Shegos and Associates, Inc. 1999.

"Homelessness & Health: What's The Connection?" National Health Care for the Homeless Council. 2011.

HUD Homeless Data Exchange.  
<http://www.hudhdx.info/> . 2014.

National Coalition for the Homeless: Violence Against the Homeless.  
<http://nationalhomeless.org/category/civil-rights/violence-against-the-homeless/>

U.S. Department of Housing and Urban Development.  
<http://portal.hud.gov/hudportal/HUD> . 2014.

Vulnerability Index - Service Prioritization Decision Assistance Prescreen Tool (VI-SPDAT). OrgCode Consulting, Inc.  
<http://www.orgcode.com/product/vi-spdat/> . 2014.

## Images:

Cover: Nick Aguilera.

Pg. 2: Nick Aguilera.

Pg. 3: Hunter Brothers.

Pg. 4: Hunter Brothers.

Pg. 5, Top: Brent Fuchs. The Journal Record.

Pg. 5, Bottom: Homeless Alliance. Kim Woods.

Pg. 14: Shannon Cornman. The Gazette.



